



IMAGE: CREATIVE COMMUNITIES

junior artfilms 2009

educating imagination

Teaching resources for K-10

**theatre dance
visual arts
film and media**



Contemporary Arts Media

www.artfilms.com.au




MIME
(Suitable for primary and secondary education)
Following a brief history of the art of Mime, Kriszta Bodonyi presents a series of solo and group exercises. In the earliest exercises students learn to isolate and articulate each body part - from hands and feet to limbs, head and torso - and then to combine and coordinate body motions in increasingly complex ways. Later exercises provide students with a Mime vocabulary they can use to articulate objects, characters, environments, processes and stories. 54 min.
Code: KD-Mime
Uni A\$155/ School A\$133



MASK
This program explores two fundamental uses of masks as a supplement and complement to Mime technique. One set of exercises explores the use of "neutral mask" to force students to learn to express emotions through posture and gesture, without reliance on facial expression. Other exercises explore the use of masks as a way of inhabiting alternative identities, whether animal, or human. The program features dozens of colourful masks in a wide range of styles, from the subtle to the outlandish. 54 min.
Code: KD-Mask DVD
Uni A\$155 / School A\$132

MASK MAKING
Beginning with a rich overview of the use of masks in a variety of cultures, the program demonstrates three basic mask making techniques, ranging from a simple plaster bandage technique that can be used by students eight years old and above; completed in a single session, to subtle and flexible latex masks and fanciful papier-mâché techniques. 54 min. Suitable for primary and secondary education. Code: KD-Mmake DVD
Uni A\$155 / School A\$132




STRINGS OF PEACE: THE WORLD OF PUPPETS
Code: RP-String
Uni A\$150 / School A\$127



MASKS: CHARACTERS

People sometimes look like animals: their face, the rhythm of their movements, their postures and gestures, their habits and internal characteristics resemble those of their animal equivalents. This similarity has entertained people since pre-historic times. In moving beyond the easy way of imitating a monkey, a bird or a snake the revelation of a character in its physical and psychological complexity requires in-depth analysis, comprehension of non-verbal cues and most of all, imagination. Combining her extensive work in training actors with her background in visual arts and studies in psychology, Kriszta Doczy has developed a range of animal-human masks and a step-by-step instruction booklet about this fascinatingly challenging educational concept. **Instruction Booklet** contains: Teacher's guide to analysis of physical characteristics relevant to the masks, ideas to translate animal characteristics into those of human, activity sheets, group and solo exercises.
Starting Ensemble: 5 masks + book A\$290
10 masks + book \$550, 20 masks + book A\$1100
Each additional mask is A\$60.



THE SPIRIT OF COMMEDIA
Using authentic leather masks the video presents complete scenes and highlights from monologues and extracts from The Servant of Two Masters. In between, director/actor Marco Luly and Luciana Codispoti discuss with Roger Jenkins, an arts educator, the roots of the commedia; Goldoni; the importance of improvisation, rhythm and masked characterisation. 60 mins. Code: RJ-Comm DVD
Uni A\$240 / School A\$204



MASKS AND FACES: DANCE AND DRAMA IN BALI
The e-book by Dr David George, provides a comprehensive guide to Balinese dance and drama. It features more than one hundred unique slides taken by Dr David George during his research field trips in Bali. All the major dances and dramas are described and explained: Ardra, Barong, Baris, Berutuk, Chalonarang, Fire Dance, Gambuh. Jaged, Kebyar, Kechak, Legong, Monkey Dance, Ramayana, Sanghyang, Shadow play, Topeng, Trance dances, Wayang. Code: DG-Balcd CD-Rom A\$55



100 PATHWAYS TO CREATIVITY
This 2-Disc DVD set includes the explanation and demonstration of 40 of the "100 Pathways to Creativity". It also includes all 100 exercises on a PDF file for your use. 187 mins. 2 Discs 2007.
Code: DVC-100 DVD
Uni A\$240 / School A\$204




A PLAYWRIGHT'S MANUSCRIPT

This video documents the making of a piece of theatre in education for children. Filmed over a semester, the video offers an account of the complex processes involved in taking an idea for a performance (the play, Shakespeare at Sea, written especially for theatre and drama students at Murdoch University) from the original script phase through to a professional performance. Ideal for teachers of drama at all levels (primary, secondary, tertiary), the documentary offers an in-depth but practical look at the various elements required to produce a professional piece of theatre in education with young people for young people.
Code: JD-Play Uni A\$220 / School A\$187



THE BALI DANCES: A VEIL BETWEEN WORLDS
Code: JUN-Bali DVD
Uni A\$220 / School A\$187



CIRCUS IN EDUCATION
Code: RB-Cir
Uni A\$125 / School A\$106



ATHENA EMU AT THE OLYMPICS

Written and Directed by Jenny de Reuck This e-book with its blend of classical fact and fiction offers drama teachers a lively script for young performers and audiences as well as set and costume designs, the lyrics and musical scores for the songs.
Code: JD-Ath A\$40

Also available: interactive e-books containing a vast array of images, entire play scripts, director's notes and video clips: **SHAKESPEARE AT SEA** Code: JD-Sha **ZAK ZEBRA** Code: JD-Zak see more details on our website.




HOW TO MAKE A SHORT FILM

The DVD helps students learn to be "Creators of Film" the fun and easy way! How to Make a Short Film was designed to be suitable to ANY English, Drama, or Media Studies class anywhere in the world. Conceived and written by an award-winning screenwriter, English teacher, film maker team this excellent classroom resource covers the entire process of short filmmaking: from pre-production through to post-production explaining and illustrating how to create the story, write the script, the process of breaking down the Script, drawing up the storyboards, preparing the shoot, shooting and editing the film. Highly recommended from upper primary school age to junior and mid secondary years. DVD+CD 70+22 mins. Code: EM-How Uni A\$225 / School A\$191



HOW TO CREATE LOW-BUDGET SFX MAKE-UP

This DVD features Alix Jackson, a versatile Australian film maker, actor, educator and SFX make-up artist. Alix brings his knowledge of film making and SFX make-up application and techniques to this unique documentary. The film features real-time make-up application for a number of scenarios including cuts, bite marks, bullet holes and stitches. Alix uses easy to find ingredients such as tissue paper and latex along with blood made from food topping and colouring to produce outstanding results. The SFX are explained in a full, fun and relatable manner, making this DVD an ideal accompaniment to any School, University or College film production class. The aim of the film is to relay beneficial information for film makers to incorporate stunning SFX make-up with very little resources or finances. WARNING: this film contains (entirely fake) graphic images of blood and gore. 95 mins. 2008. Code: MRG-How DVD Uni A\$200 / School A\$170




TEACH ME PHOTO: PHOTOGRAPHY SERIES

Recommended for young students, this Step-by-Step instructional film covers photography skills and photo editing skills. **DISC 1: Introduction** to the Still Digital Camera. Understanding your camera controls and get sharper, better pictures. Chapters cover setting image size and quality, holding and zooming, flash use, close-ups, drive modes, auto modes and memory cards & batteries. Bonus chapters included about buying and upgrading your camera. Suits all camera types.

DISC 2: Better family pictures. Creating better people pictures indoors and outdoors. Shooting in natural and artificial light. Chapters include: choosing a background, using flash, using room lighting, window light, bright sunlight and shade. Code:GE-Photo Uni A\$150 / School A\$128

TEACH ME PHOTO: PHOTO EDITING SERIES VOLUME 1

Downloading to your PC computer using Windows XP®, Windows Vista® and Photoshop Elements® / Album®. This takes you step-by-step through the options, traps and tricks plus extra tips on using a card reader. Extra info on Photoshop Elements start-up. It's a great quick-start for beginners. Code:GE-Edit CD-Rom Uni A\$110 / School A\$94



CREATIVE COMMUNITIES

teaching contemporary curriculum 4 DVD Invaluable teaching resource for K-12

Combining the role of both teacher and community artist Jeanette Jennings extends students learning outside the usual boundaries. These rich resources present, teachers and art educators in the broadest sense, the opportunity to take their students work to another level; from curriculum based examples through to public works that can be installed in school grounds or broader community places. The film documentation and the additional CD-Rom provides teaching curriculum for individual drawing projects, printmaking and ainting units, ceramic projects and other collaborative works.

VOLUME 1: CLASSROOM

Teaching literature through the arts - including the development of an installation based on the use of the storybook characters from the Wizard of Oz. The film takes the viewer along the Yellow Brick Road and visits the work that students have developed to create the installation. Included also is a workshop example with students developing a ceramic wizard from clay. The workshop follows a middle primary classroom of students.

VOLUME 2: ENVIRONMENT

The film profiles two public works of art that take literature out into the community: A poetry path and seating area that includes poetry written about the environment by students and staff onto clay tablets and tiles. Poetry in the National park based on the sights and sounds of the Australian bush.

VOLUME 3: PUBLIC SPACES

Jeanette worked closely with local governments to produce many public works of art over the past 10 years often involving up to 1200 participants. Two of these projects are included in this documentary: A History Pathway along the Yarra River that tells the history of the gold rush period and the creation of a public artspace in a busy shopping centre involving community and business groups.

VOLUME 4: AN OVERVIEW:

Jeanette Jennings has been an art teacher and lecturer in arts education in the past 17 years whilst still pursuing her passion for community art. Her collaborative approach to art education has seen up to 1200 people engaged in public projects. All of these projects have included an educational element and this is carried over into the school art program. This volume outlines and explains this stimulating and practical approach to art education.

Creative Communities Code: JJ-Creative 4 DVD set Uni A\$510 / School A\$408



Volumes available individually: Uni A\$150 / School A\$128 each

DANCE



BASIC DANCE TECHNIQUES EXEMPLIFIED

This DVD aims to show the basic building blocks of Dance. Specialist words are explained and each technique is clearly demonstrated. Dance Techniques Exemplified aims to demystify the process of choreography. You will see how a few simple methods of adapting basic movements can result in a coherent piece of Dance. The DVD format allows any technique to be accessed instantly. Code: EGP-Bas Uni A\$150 / School A\$128



HIP HOP, JAZZ, SOCIAL DANCE - FIND A WIDE RANGE OF FILMS FOR TEACHING JUNIOR STUDENTS ON OUR WEBSITE:
www.artfilms.com.au




DANCING SCIENCE

Dancing Science is a teaching resource packed, aimed at young people with highly effective, practical dance ideas that can assist with the delivery of the Key Stage 2 science curriculum in an innovative and creative way. All the activities have been tried, tested and improved in two Southampton primary schools, over the course of an academic year. CD-Rom Code: EGP-Danci Uni A\$150 / School A\$128



NRG: BE HEALTHY THROUGH DANCE

It is directly aimed at young people aged 11 - 14 years. NRG has been devised to support the delivery of an effective and exciting scheme of dance activity with young people, whilst exploring healthy lifestyle choices. It was developed and trialed in nine schools and for the first time the positive impact of dance on young people was quantified in groundbreaking research by the Dance Science Department at Laban. CD-ROM, Windows Code: EGP-Nrg Uni A\$150 / School A\$128



UNDERSTANDING PAINTING SERIES -

5 VOLUMES Grades 3-8
Understanding Painting: Elementary Art Appreciation


This series introduces children to art masterpieces as they learn how and why artists arrange shapes and lines, the words and phrases they use, and how they create a center of interest. Also, we see how they create a mood when painting portraits, and how they use color and light to express ideas. . 20 minutes each.

Price of each volume: Uni A\$150 School A\$128

Series Includes:

APPROACHING A PAINTING COMPOSITION, REALISM LANDSCAPES, SEASCAPES ABSTRACTION, LIGHT, AND COLOR PORTRAITS, PEOPLE

SET of 5 Volumes: Code: CRY-Under Uni A\$608 School A\$510



DAVID HOCKNEY

The world-famous artist shows how modern artists play with the conventions of perspective, illusion of depth and the vanishing point. Code: BS-Hoc

JULIE TAYMOR

The director of the much acclaimed Broadway hit *The Lion King*, here creates an extraordinary kind of visual theatre using puppets, masks and music. Code: BS-Tay

MAX ROACH

The legendary jazz percussionist and composer brings the accent to music, using layered and funky rhythms to turn you on by feeling the beat! Code: BS-Roa

CARRIE MAE WEEMS

The photographer, folklorist and video artist shows how to use composition and content to create meaning in a photograph. Code: BS-Mae

WAYNE THIEBAUD

Artist Wayne Thiebaud shows how volume, shape, feeling and movement can transform a simple line into art. Featuring Matt Groening, creator of *The Simpsons*! Code: BS-Thi

DAVID PARSONS

The renowned dancer and choreographer shows how movement is transformed into pattern in dance and how dances can begin with the simplest everyday movements. Code: BS-Par

ALLEN TOUSSAINT

Jazz composer and pianist Allen Toussaint demonstrates the art of musical composition by writing a simple melody that he uses as the basis for a song completed in a recording studio. Code: BS-Tou

NANCY GRAVES

Nancy Graves' work is an introduction to how sculptors work with balance, often in gravity defying ways. Code: BS-Gra

ROBERT GIL DE MONTES

The celebrated artist relies on the imaginative and unusual use of color to create art that reflects a keen awareness of his Mexican roots. Code: BS-Gil

JOANN FALLETTA








One of America's most promising young conductors shows how a symphony orchestra uses layers of sound to create music. For private home video use only. Code: BS-Fal

BEHIND THE SCENES

Behind the Scenes brings the magic and mystery of artistic creation to video. Hosted by magicians Penn and Teller, this award-winning series goes behind the scenes to discover the creative process with renowned artists. The multiaward winning series consists of the volumes below.

Price of each volume: Uni A\$125 School A\$107

20% DSCOUNT WHEN YOU BUY THE SET OF 10 FILMS



www.artfilms.com.au

educating imagination

Contemporary Arts Media Pty Ltd ABN: 47107103382

213 Park Street, South Melbourne, Victoria Australia 3205

Phone: 61 (0) 3 9690 0666 Fax: 61 (0) 3 9690 0644

order@artfilms.com.au

3000 FILMS - wide variety of films for arts education: documentaries, instructional films, interviews and portraits, arts history and more... Create your estimates, wishlists, order or send a purchase order online and pay later. Payment by PayPal, Credit Card, bank transfer, or cheque is accepted. Discounts and sales online!



This catalogue was printed using environmentally friendly technologies and resources.